

# SEEDS

Skill-based Educational Experiences Delivery System

## **BOOK #29**

## **FARM ALPHABET BOOK**

by  
**Jane Miller**

### **Materials**

**Vocabulary Word Cards**

**Farm Animal Cards**

**2" Lowercase Letters (2 sets)**

No claim is made on those materials that are in the public domain.  
©2013 Florida Institute of Education at the University of North Florida

Reproduction of these materials for resale or distribution is prohibited.



**FLORIDA INSTITUTE  
OF EDUCATION**  
*at the University of North Florida*

# SEEDS

## Session 1 - Steps to Success

*Farm Alphabet Book, Jane Miller*

### Preparation

- Become familiar with the book by reading it.
- Review the story questions.
- Review the Vocabulary Word Cards – *farm, animals, farmer*.
- Read the Steps to Success session cards.
- You will need Vocabulary Word Cards, lowercase letters, **Farm Animal Cards**.

### Introduction of Book

- Show the children the cover of the book and point to the apple and ask the children to describe it. Tell the children that apples grow on trees. Ask the children if they have ever eaten an apple.
- Identify the title of the book and the author of the book.

### Reading Aloud

- Tell the children that you will be reading a story about animals that live on a *farm* and other objects from a farm. Tell them that a farm is where many animals live and where people take care of the animals and have gardens. The man who takes care of the farm is called a *farmer*. A farmer takes care of the animals and grows fruits and vegetables. They plant the seeds, grow the vegetables, and feed the animals.
- While introducing the book, show the Vocabulary Word Cards – *farm, animals, farmer*. Give a child-friendly definition for each word. Point to and say each word.
- Read the book from the page beginning with the letter **A** and read through the page with the letter **N**. While reading, match the Vocabulary Word Cards to the pictures.
- **While reading the book**, ask the following questions:
  - Where were the pictures in the book taken? (on a farm)
  - What is the largest and the strongest animal on the farm? (bull)
  - What is a young horse called? (foal)
  - What is a baby cat called? (kitten)
  - What type of animal builds a nest? (birds)
  - Why do birds build nests? (to lay their eggs)

### After Reading

- **After reading the book**, ask the following questions:
  - What were some of the animals that we saw and heard about in the book? (bull, calf, donkey, foal, goat, hen, kitten, lamb, mouse, birds)
  - What farm animals have you seen?
  - What does the farmer do? (takes care of the animals and takes care of the plants)



## Conversations and Vocabulary Development

- Activity 1** Select the lowercase letters - **b, f, d, g, l**. Ask the children to identify each letter and say the sound the letter makes. As you point to the letters, ask the children to think of animals that begin with the letter you are pointing to - *bull, foal, donkey, goat, lamb*. Continue with the letters, **p, r, s** - *pig, rabbit, swan*. Spell out the names of several animals.
- Activity 2** Place one set of the lowercase letters on the table. Randomly go through the book and point to lowercase letters in the book. Ask the children to identify the letters and say the sound they make. Ask them to match the lowercase letters with the beginning letters of the animal names.

## Conversations and Language Enhancement

- Activity 1** Place the **Farm Animal Cards** on the table. Point to and name each of the animals - *bull, donkey, foal, goat, lamb, pig, rabbit, and swan*. Sing the **Farm Animals** song with the children. Each time you sing the song, encourage one child to select one of the animals and describe the animal.

### **Farm Animals**

*(Tune: Twinkle, Twinkle, Little Star)*

Down on the farm, what do you see?

I see a (name of animal) looking at me. (child describes the animal)

Continue the song until all animals have been described.

- Activity 2** Place the following letters of the alphabet on the table - **a, b, c, p, s, t**. Tell the children that there are many foods that are grown on the farm. Name the foods that are listed below and ask the children to find the letter that each food begins with.

**Foods:** apple, beans, berries, corn, carrots, cabbage, peas, peppers, strawberries, tomatoes

- Activity 3** Ask the children to look through the book for the letters mentioned in the **Alphabet Farm** song - **a, z, g, p, t, v**. Say the sound of each letter as you sing the song. Point to the letters as you sing.

### **Alphabet Farm**

*(Tune: The Farmer in the Dell)*

On the alphabet farm there is so much to see,

From apples with **a**, to zippers with a **z**.

The **g** family of goats and the **p** family of pigs.

Don't forget, the **t** tractor that pulls the machines that dig,  
and the vegetables that start with a **v**.

- Activity 4** Ask the children to clap for each sound the following words make.

#### **One Syllable**

bull  
calf  
eggs  
foal  
goat  
hen  
lamb

#### **Two Syllables**

apple  
donkey  
kitten  
rabbit  
tractor  
farmer  
zipper

#### **Three Syllables**

umbrella  
vegetables  
animals  
alphabet

# SEEDS

## Session 2 - Steps to Success

*Farm Alphabet Book, Jane Miller*

### Preparation

- Become familiar with the book by reading it.
- Review the story questions.
- Review the Vocabulary Word Cards – *farm, animals, farmer*.
- Read the Steps to Success session cards.
- You will need Vocabulary Word Cards, lowercase letters, **Farm Animal Cards**.

### Introduction of Book

- Ask the children to tell you what the book is about. Ask them to identify some of the farm animals in the book.
- Identify the title of the book and the author of the book.

### Reading Aloud

- Ask the children to describe a farm. What does the farmer do?
- Show the children each of the Vocabulary Word Cards and ask them to read the cards.
- Begin reading the page with the letter **O** and read the remainder of the book. While reading, match the Vocabulary Word Cards to the pictures in the book.
- **While reading the book**, ask the following questions:
  - What is an orchard? (a group of trees that grow fruit)
  - What vehicle works on a farm and pulls machines? (tractor)
  - What vegetables are grown on a farm?
  - Why do spiders spin webs? (to catch insects to eat)
  - What color is the yolk of an egg? (yellow)

### After Reading

- **After reading the book**, ask the following questions:
  - Have you ever been on a farm? What did you see?
  - What are your favorite farm animals?

### Conversations and Vocabulary Development

- Activity 1** Have each child pick their favorite picture in the book. Ask the child to pick out one object in the picture and describe it to the other children. See if the students can guess the object from the description that the child gives. An example would be, “Birds build something out of grass, twigs, and straw. Birds lay their eggs in it. What is it?” (nest)
- Activity 2** Ask the children to select one of the farm animals from the **Farm Animals Cards**. Ask them to make up a story about the selected animal. Give the children clues and ideas if needed to complete their story.



## Conversations and Language Enhancement

**Activity 1** Play the **I Am Thinking** game with the children. Place the lowercase letters on the table. Ask the children to point to the letters after listening to the following clues:

**I Am Thinking** about how wild rabbits live in burrows under the ground. What letter does the word **rabbit** begin with? Describe a rabbit.

**I Am Thinking** that a kitten is a baby cat. What letter does the word **kitten** begin with? Describe a kitten.

**I Am Thinking** that a baby horse is called a foal. What letter does the word **horse** begin with? Describe a horse.

**I Am Thinking** that donkeys like to graze in the field and eat the grass. What letter does the word **donkey** begin with? Describe a donkey.

**Activity 2** Tell the children that in the book there were many farm animals. Sometimes we saw one animal, and sometimes we saw many animals. Tell them that we add the letter **s** to a word when there is more than one. Say the following sentences and pause to allow the children to fill in the blank with the appropriate plural word.

- I see one big, strong bull. If there were two, we would say \_\_\_\_\_. (bulls)
- I see one kitten sleeping in the sun. If I see two \_\_\_\_\_, they will be having lots of fun. (kittens)
- I see one goat eating the grass. When I see two \_\_\_\_\_, they will make me laugh. (goats)

Continue with donkey, foal, lamb, pig, rabbit, and swan.

**Activity 3** Tell the children you are going to say some sentences about the information in the book. Tell them to think of rhyming words. Read each of the following sentences and ask the children to identify the appropriate rhyming words.

- The daddy bull said to the baby **calf**, “You make me so happy, that I just want to \_\_\_\_\_. “ (**laugh**)
- The mother horse asked her young **foal**, “Would you like to go down by the pond for a \_\_\_\_\_?” (**stroll**)
- The father cat said to his **kitten**, “My paw is getting cold, let me put on a \_\_\_\_\_.” (**mitten**)

**Activity 4** Remind the children that the book was about animals that live on a farm. Give each child a topic and ask him/her to make up a full sentence describing the topic. If the child has difficulty, prompt by giving clues or say a sentence and ask the child to repeat the sentence.

**Prompt 1** Pretend you are a farmer. What would you do?

**Prompt 2** Pretend you live on a farm. What kinds of animals would you have on your farm?

**Prompt 3** Pretend you live on a farm. You want to plant a garden to grow fruits and vegetables. What would you plant?


# Vocabulary Word Cards



farm



farmer









animals






# Farm Animal Cards






# Farm Animal Cards



rabbit



swan



Oh man, I just did the hugest SES! I had to seriously ride the bowl until it all came out! Now I got the greatest shit high. by LonePooper  
January 20, 2018. 44. 13. Get a SES mug for your mate Manafort. 2. sesunknown. SES S.A. is a communications satellite owner and  
operator based in Betzdorf, Luxembourg.Â SES-8 was the first geostationary satellite to be launched (in 2013) by privately funded  
company, SpaceX, which has revolutionised the costs of satellite launches.[18][19] The SES-10 satellite, was launched in March 2017  
(delayed from October 2016 due to a pad explosion and subsequent loss of a Falcon 9 booster in September 2016[20]) on the. With the  
SES I learn products, learning has never been more fun! Playing in the bath. Having a bath is always so much fun, but itâ€™s even  
better if you can play and make a mess. With SES Aqua, you can make a work of art on the bathroom tiles or catch fish in the bathtub.  
Roleplaying. Do you like to pretend to be someone else sometimes, like a superhero or a princess?